

**APPENDIX TO:**

**PLAYING GAMES FOR RISK PREVENTION: DESIGN, IMPLEMENTATION  
AND TESTING OF SERIOUS GAMES IN RECENT EUROPEAN PROJECTS  
UPSTRAT-MAFA AND KNOWRISK**

Stefano Solarino<sup>1</sup>, Gemma Musacchio<sup>2</sup>, Mónica Amaral Ferreira<sup>3</sup> and Elena Eva<sup>1</sup>

<sup>1</sup> Istituto Nazionale di Geofisica e Vulcanologia, ONT, Genova, Italy

<sup>2</sup> Istituto Nazionale di Geofisica e Vulcanologia, Roma, Italy

<sup>3</sup> Instituto Superior Técnico, University of Lisbon, ULisboa, CERIS, Lisbon, Portugal

Corresponding author: Stefano Solarino, stefano.solarino@ingv.it

**Supplementary material**

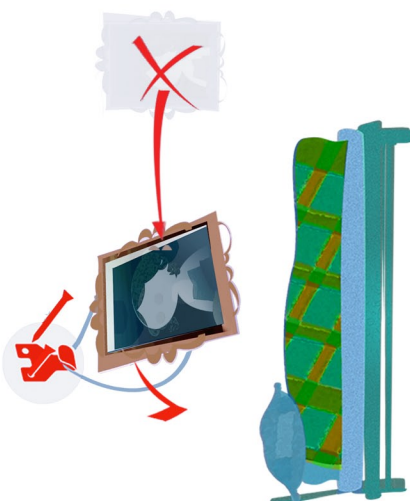
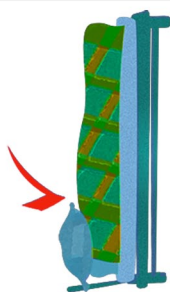

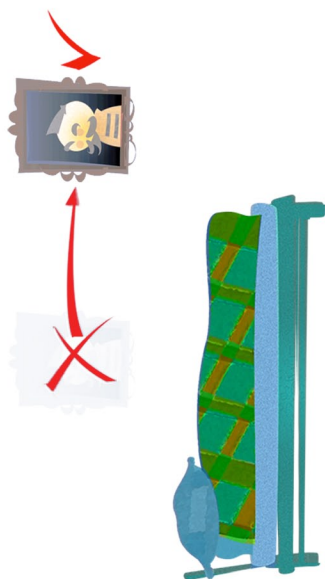
**How to play:** Print the PDF of the game, and cut out the cards

**Number of players:** 2 teams (maximum of 4 players in each team) + 1 moderator

**Rules:** Each team chooses its avatar character (firefighter, civil protection officer, geophysicist or engineer). Each player takes one card per round and places it on one of the 4 boards (red, orange, yellow or green) according to a Move-Protect-Secure-Retrofit concept, upon motivation from the moderator. The moderator may approve or reject a choice. The player may argue with the moderator and discuss the choice with the other players. If the rejection is confirmed, the card goes back to the deck. The player must pass and wait for the next round to play. The team placing the largest number of correct cards on the board wins.

Earthquakes cannot be prevented, but losses can be greatly reduced. If you live in an area where earthquakes can occur you are exposed to injuries, damage and long-term financial consequences.

Before an earthquake occurs, adopt these simple measures that can make you safer at home, at school or anywhere else.





## Do it right, be safer!

**Number of players:** 2 teams of 4 players and a moderator.

**Action:** Each team chooses its avatar character. Each player takes one card per round and places it on one of the 4 boards (red, orange, yellow or green) according to a Move-Protect-Secure-Retrofit concept, upon motivation from the moderator.

The moderator may approve or reject a choice. The player may argue with the moderator and discuss the choice with the other players. If the rejection is confirmed, the card goes back to the deck. The player must pass and wait for the next round to play.

The team placing the largest number of correct cards on the board wins.



Earthquakes cannot be prevented, but losses can be greatly reduced.

In any area prone to seismic hazard you are exposed to injuries, damage and long-term financial consequences. You must take action to reduce vulnerability in your house.

This game is based on a Practical Guide that shows you easy steps to make your house safer.

**Authors:** G. Musacchio, S. Solarino, E. Eva

**Contributors:** M. A. Ferreira, C. S. Oliveira, M. Lopes, M. Vicente

**Illustrations:** H. O'Neill

**knowriskproject.com**

**Do it Right  
Be Safer!**



**Do it Right  
Be Safer!**



**Do it Right  
Be Safer!**



**Do it Right  
Be Safer!**



**Do it Right  
Be Safer!**



**Do it Right  
Be Safer!**



**Do it Right  
Be Safer!**

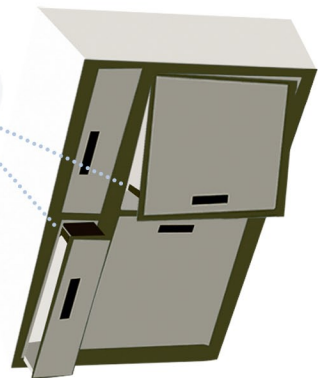
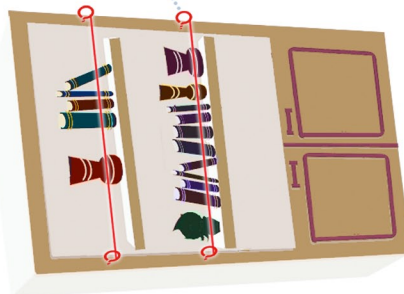

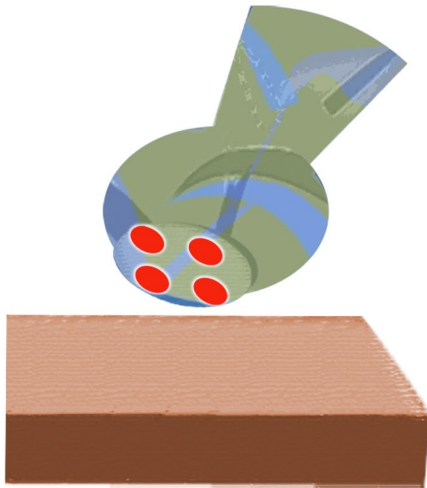





**Do it Right  
Be Safer!**



**Do it Right  
Be Safer!**





**Do it Right  
Be Safer!**



**Do it Right  
Be Safer!**



**Do it Right  
Be Safer!**



**Do it Right  
Be Safer!**



**Do it Right  
Be Safer!**



**Do it Right  
Be Safer!**



**Do it Right  
Be Safer!**



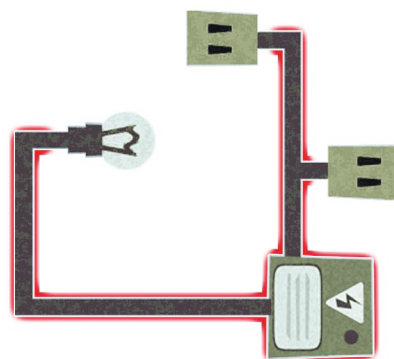
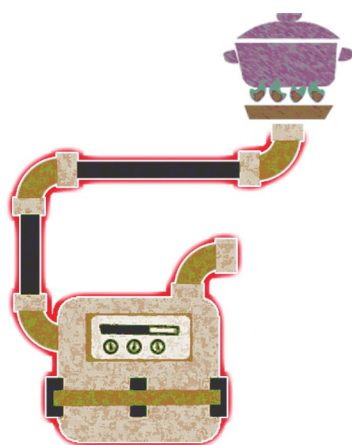
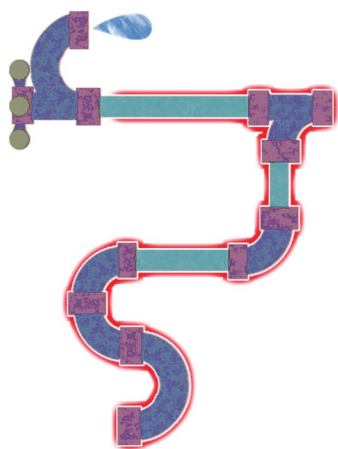
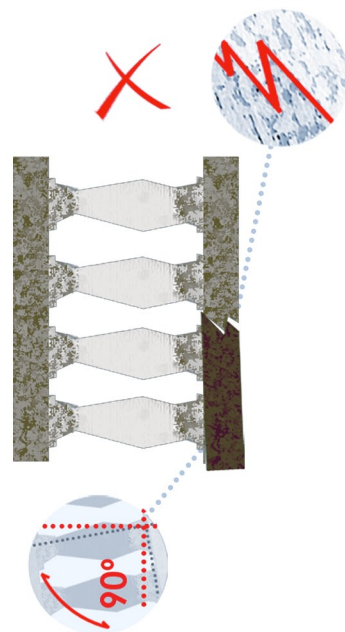


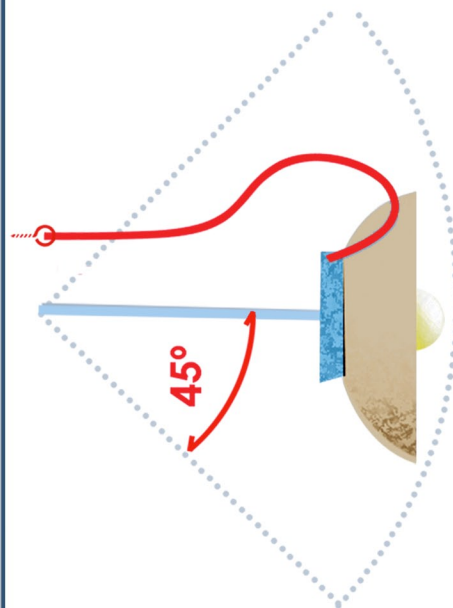
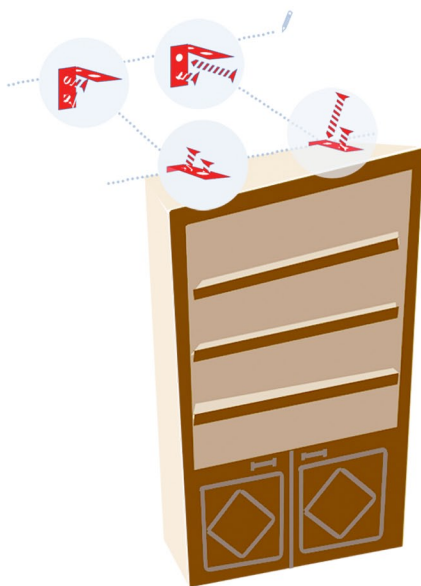

**Do it Right  
Be Safer!**



**Do it Right  
Be Safer!**







**Do it Right  
Be Safer!**



**Do it Right  
Be Safer!**



**Do it Right  
Be Safer!**



**Do it Right  
Be Safer!**



**Do it Right  
Be Safer!**



**Do it Right  
Be Safer!**



**Do it Right  
Be Safer!**



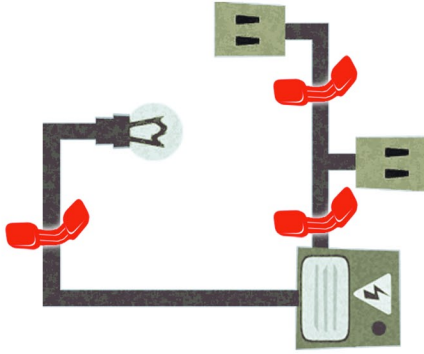



**Do it Right  
Be Safer!**



**Do it Right  
Be Safer!**







**Do it Right  
Be Safer!**



**Do it Right  
Be Safer!**



**Do it Right  
Be Safer!**



**Do it Right  
Be Safer!**



**Do it Right  
Be Safer!**



**Do it Right  
Be Safer!**



**Do it Right  
Be Safer!**



**Do it Right  
Be Safer!**



**Do it Right  
Be Safer!**





**Do it Right  
Be Safer!**





**Do it Right  
Be Safer!**







**Do it Right  
Be Safer!**

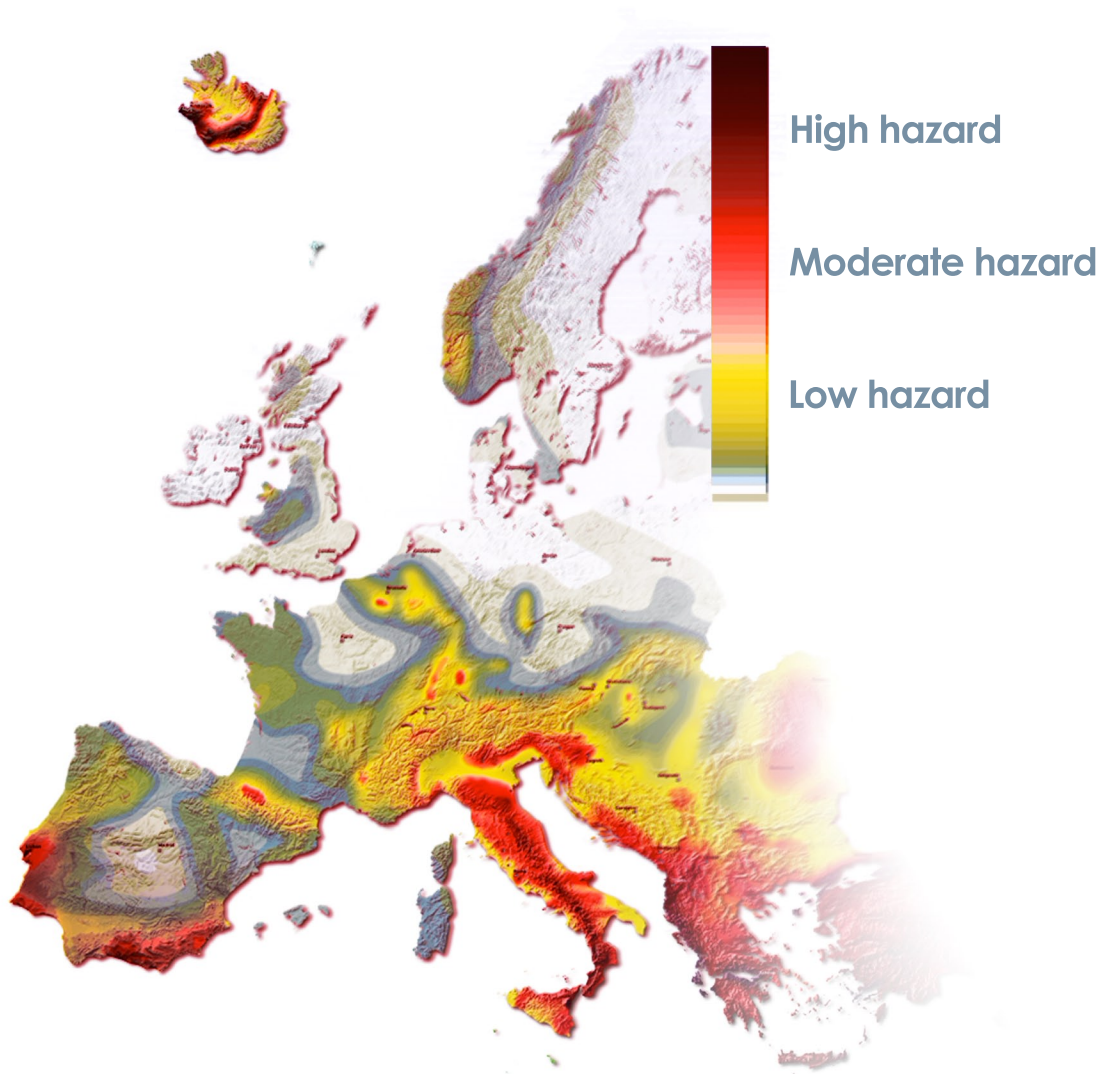




**Do it Right  
Be Safer!**



## European Seismic Hazard map:



Source: European Seismological Commission, 2003



**Do it Right  
Be Safer!**

